



---

## **Guideline to fill up the Admission Form for PG-1St Semester (Academic session 2025-2027)**

---

**Applicants are required to keep the following things ready before applying:**

- 1. An E-mail ID for registration and for receiving all future correspondence till the admission process is over and subsequently, if admitted.**
- 2. One Mobile Number to receive SMS based notifications/communications related to the online application; Admit card etc till the admission process is over and subsequently, if admitted.**
- 3. Facility with internet connectivity.**
- 4. A recent scanned passport sized colour photograph (for scanning and uploading in "jpeg" format only. File size of scanned photograph should not be more than 100KB).**
- 5. Your scanned signature using Blue/Black pen on white sheet (for scanning and uploading in "jpeg" format only. File size of scanned photograph should not be more than 100KB).**
- 6. Access to an online payment facility/service such as**
  - 1. Net Banking**
  - 2. Credit card**
  - 3. ATM-cum-Debit card**
  - 4. UPI**

**Steps to be followed for filling the online application:**

**The entire process of filling online Application form can be completed in below steps.**

**The steps are:**

- 1. Register yourself for the online application process at the PG-1st Sem. 2025-26.**
- 2. Activate your online Application with the Email ID and Your Activation Code send it to your submitted Email ID / Mobile No. in registration process.**
- 3. The applicant is required to fill his "Personal information" after login. The application form will appear on the screen. The applicant is required to fill up the details in the application form.**
- 4. In the next step, the applicant is required to upload scanned image file of his/her Photograph and Signature one by one.**
- 5. In the next step, the applicant is required to fill the Educational Information.**



6. Once all the details are filled in, the candidate is required to Review the details entered and Confirm. No edit will be allowed once the application is confirmed.
7. Payment of fee's through online.

## How to complete Online Application Process?

Step 2: On clicking on the link or copy and paste on your browser :

“<https://lnmupgadmission.ucanapply.com>”, you will be directed to a new page having an Applicant Login Box. Below the login fields there is a link "New Registration". Please click on this link.

**LALIT NARAYAN MITHILA UNIVERSITY**  
DARBHANGA  
ACCREDITED WITH 'B' GRADE BY NAAC ( 2ND CYCLE )

Helpline: 0731 4629842  
Email Id : [helpdeskpgadmission2022@gmail.com](mailto:helpdeskpgadmission2022@gmail.com)  
Helpdesk Timing: Monday - Friday (10 AM to 6 PM),  
and on Saturday (10 AM to 4 PM) Excluding Holidays.

Welcome to Lalit Narayan Mithila University

**QUICK TIPS**

**IMPORTANT INSTRUCTIONS TO CANDIDATES BEFORE APPLYING ONLINE**

Notice-Cum-Information Updated Brochure/Prospectus : [Click Here](#)  
Guidelines for Online Counselling : [Click Here](#)

Registration fee once deposited shall not be refunded under any circumstances.  
Separate applications need to be filled up for applying in separate programmes, In any circumstance change in programme/subject will not be allowed.

**APPLICANT LOGIN**

Existing user?  
[Sign In](#)

[Forgot Password? Click Here](#)

[New Registration](#)

[Activate Your Account](#)

For the best view use Mozilla Firefox , Google Chrome browser      About Us | [Terms & Conditions](#) | [Privacy Policy](#) | [Refund & Cancellation Policy](#) | [Contact Us](#)      Copyright © 2023. All right reserved.

Step 3: When you click the New Registration button, you will be shown a Registration Form asking for various details. Fields for information which is mandatory is marked with "Red colored bullets "and essentially filled up. These fields cannot be left blank. Once you fill the details, you can click on the "Sign up" button at the bottom for completing the registration process.

**LALIT NARAYAN MITHILA UNIVERSITY**  
DARBHANGA  
ACCREDITED WITH 'B' GRADE BY NAAC ( 2ND CYCLE )

Helpline: 0731 4629842  
Email Id : [helpdeskpgadmission2022@gmail.com](mailto:helpdeskpgadmission2022@gmail.com)  
Helpdesk Timing: Monday - Friday (10 AM to 6 PM),  
and on Saturday (10 AM to 4 PM) Excluding Holidays.

Welcome to Lalit Narayan Mithila University

**REGISTRATION**

Name of Applicant: \*  Middle Name  Last Name

Date of Birth: \*

Gender: \*

Father's Name: \*   
Please Don't add any salutation like Mr./Dr. etc before the Name. . .

Mother's Name: \*   
Please Don't add any salutation like Ms./Mrs./Dr. etc before the Name. . .

Email ID: \*   
Please note that all communication related to your Application including link registration for activation etc. will be sent to this email id.

Create Password: \*

Confirm Password: \*   
Your password length should be 8-20, (it must contain at least one letter, one number and one special character).

Country Code: \*  Applicant's Mobile No.: \*

Captcha: \*   
Not readable? Change text.

Enter captcha word here:

[Sign up](#)

[Already Registered? Back to Login](#)



**\*\* Here should be fill some fields are two times this is very sensitive part, both should be same otherwise it will shown ERROR.**

**NOTE: PLEASE NOTE THAT DETAILS SUBMITTED DURING REGISTRATION CANNOT BE CHANGED LATER. SO MAKE SURE YOU DO NOT MAKE ERRORS IN THE INFORMATION YOU FILL IN THIS FORM.**

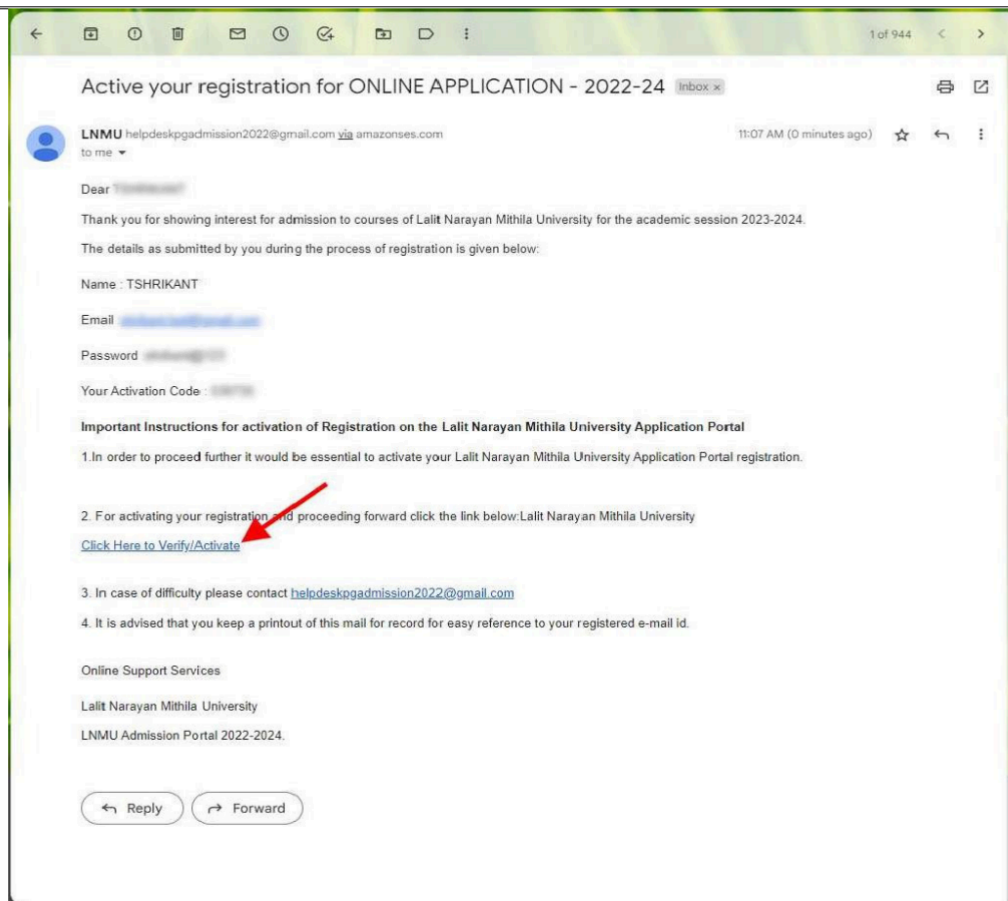
When you click "Sign up" button here get a new pop-up for Registration Details Confirmation click "Confirm" button for completing the registration process.

## Step 4: Activation and validation of Registration:

On successful submission of registration details, you would be shown a confirmation message on the screen. You will also receive an e-mail on the e-mail ID provided by you in the Registration Form and a validation code on your registered mobile number. This email will contain an activation link. You should click on this activation link to

**confirm and complete your registration process.**





**Note: This confirmation and activation link e-mail might land up in your "Spam Folder" or "Junk Folder". So, in case you do not find the registration confirmation e-mail in your "Inbox", please check your "Spam Folder" or "Junk Folder".**

**If you find the e-mail From LNMU([helpdeskpgadmission@gmail.com](mailto:helpdeskpgadmission@gmail.com)) in your "Spam Folder" or "Junk Folder", please report it as "Not Spam" and/or add the same to your contact list so that the subsequent e-mails from [helpdeskpgadmission@gmail.com](mailto:helpdeskpgadmission@gmail.com) Always come in your Inbox. Always check your "Spam Folder" or "Junk Folder" for e-mails from the PG-1st Sem. 2025-26 Online Application Portal.**

1. Click on this activation link received in the e-mail. Your account will not be activated until you have clicked on this activation link, so, do not forget this important step.

**LALIT NARAYAN MITHILA UNIVERSITY**  
**DARBHANGA**  
ACCREDITED WITH 'B' GRADE BY NAAC ( 2ND CYCLE )

Sign In

Helpline: 07314625042  
Email Id : [helpdeskpgadmission2022@gmail.com](mailto:helpdeskpgadmission2022@gmail.com)  
Helpdesk Timing: Monday - Friday (10 AM to 6 PM);  
and on Saturday (10 AM to 4 PM) Excluding Holidays.

Welcome to Lalit Narayan Mithila University

**ACTIVATION**

Username\*  
Enter Username (Email ID)

Enter Activation Code / OTP\*  
Enter Activation Code

Submit

Note: Your activation code has been sent on your registered E-mail ID and mobile number given at the time of registration. SMS on your mobile may take some time to deliver based on your cellular service provider.

For the best view use Mozilla Firefox , Google Chrome browser

About Us | Terms & Conditions | Privacy Policy | Refund & Cancellation Policy | Contact Us

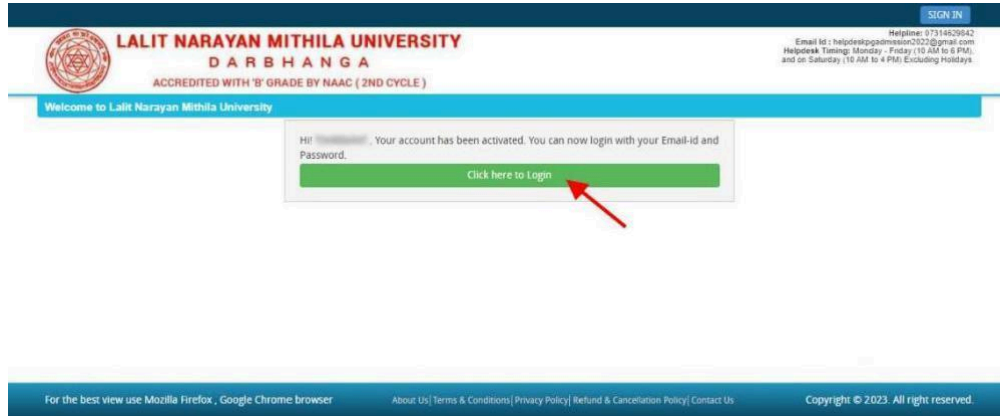
Copyright © 2023. All right reserved.



# LALIT NARAYAN MITHILA UNIVERSITY DARBHANGA

ACCREDITED WITH 'B' GRADE BY NAAC ( 2ND CYCLE )

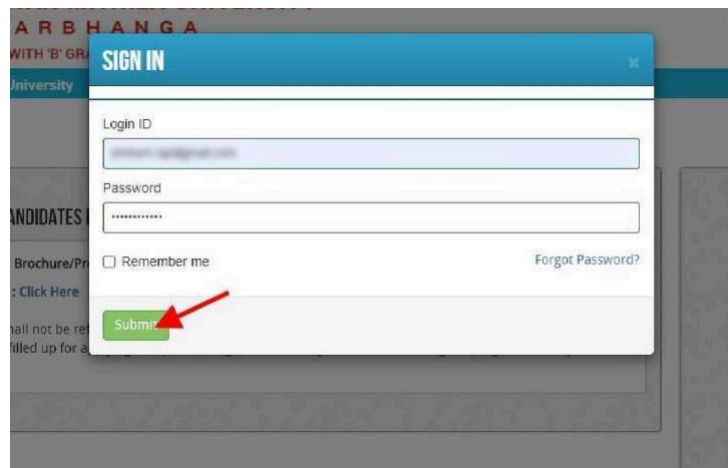
3. On clicking the activation link, you will be directed to the validation page in which you are required to give the validation code sent on your registered mobile number or Email ID. Enter the validation code received on your registered mobile number or Email ID to complete the registration process.



On successful validation, you will be allowed login and directed to My Application Section.

Now how to fill up the Application form ?:

**Step 1: After activation and validation of your Registration, you can login into the Application Portal.**



After login you will be able to see Dashboard page. Now click on My Application tab as screenshot below.



# LALIT NARAYAN MITHILA UNIVERSITY D A R B H A N G A

ACCREDITED WITH 'B' GRADE BY NAAC ( 2ND CYCLE )

## DASHBOARD



### INSTRUCTIONS FOR USE OF DASHBOARD

- **My Application** : To Select new courses or to fill up the Application Form.
- **Preview Form** : Completed Application Forms can be previewed in this section.
- **Make Payment** : Select the Completed Application Form & make payment using Credit Card, Net banking or ATM-cum-Debit Card (if Payment is active).

Now on My Application page select the "Programme Name" and click on proceed button.

**MY APPLICATION(S)**

1. Status of Application(s) you have applied for:

Note: Application shall be treated as successfully submitted only when the Application Fee has been paid by the Applicant. After successful payment of fee, Payment id will appear against the Programme in the Payment ID Column. Kindly save the Payment ID for future references.

Select Programme:

Programme Type:  Subject Name:

Now the Confirmation Popup will appear, Check confirmation and click on "Add the Course button". As screenshot below.

**ELIGIBILITY CRITERIA**

Passed the Bachelor degree (B.A. /B.Sc. /B.Com.) with 45% marks in respective Honours Subject/Major Subject/Core Course.

OR

Passed the Bachelor degree with 55% marks in Subsidiary/ Pass Course/ Allied Course.

OR

Passed the Bachelor degree with 55% marks in MB Maithili.(For M.A. Maithili only).

☒ I have read the prospectus and possess the above eligibility conditions.

Now the Application Status page will appear, here you can see the complete step-by-step Status.



# LALIT NARAYAN MITHILA UNIVERSITY D A R B H A N G A

ACCREDITED WITH 'B' GRADE BY NAAC ( 2ND CYCLE )

## APPLICATION INFO

[Back to My Application](#)

Application Status

- Applicant Detail
- Upload Photo And Signature
- Educational Detail
- Document Upload
- College Preference
- Preview And Confirm

### STATUS OF SUBMITTED APPLICATION(S)

APPLICANT DETAILS FOR COMMERCE : M.COM.

Stage	Description	Status
1	Applicant Detail	Incomplete
2	Upload Photo And Signature	Incomplete
3	Educational Detail	Incomplete
4	Document Upload	Incomplete
5	College Preference	Incomplete
6	Preview And Confirm	Incomplete

Now click on Application Details at left menu, the application detail page will show. As screenshot below.

In Application detail page fill up other required details correctly (as shown above photo).

**Note: Mandatory fields have been marked with red asterix. They are to be essentially filled up before you will be allowed to 'Save' of the form.**



# LALIT NARAYAN MITHILA UNIVERSITY DARBHANGA

ACCREDITED WITH 'B' GRADE BY NAAC ( 2ND CYCLE )

## APPLICATION INFO

[Back to My Application](#)

### Application Status

#### Applicant Detail

Upload Photo And Signature

Educational Detail

Document Upload

College Preference

Preview And Confirm

### APPLICANT DETAILS FOR COMMERCE

Candidate Name:  Mid Name:  Last Name:

Father's Name:

Mother's Name:

State of Domicile: \*

Nationality: \*

Category: \*

Unyang: \*

Date of Birth:

26 years, 6 months, 21 days (as on 10-02-2023)

Gender:

Do you belong to Special Quota? \*

Do you belong to minority? \*

Proof of Personal Identification: \*

Number of Personal Identification:

### PERMANENT ADDRESS

Town/Mohalla/Village: \*

Post Office: \*

Police Station:

State: \*

District: \*

PIN: \*

Alternate Mobile No.:

### CORRESPONDENCE ADDRESS ☒ SAME AS PERMANENT ADDRESS

Town/Mohalla/Village: \*

Post Office: \*

Police Station:

State: \*

District: \*

PIN: \*

Alternate Mobile No.:

Email:

Mobile:

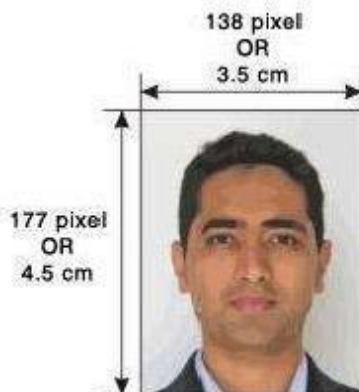
Save & Proceed



After filling up application click the 'Save and Continue' Button given at the bottom.  
Photo & Signature (English & Hindi) uploads:

To upload the image file of you scanned passport size colour photograph and signature, click the button 'Upload Photograph and Signature' button available on the left panel. On clicking, you will see the following screen:

(Your scanned passport photo should be within 3.5 x 4.5 cm in size, scanning resolution should be within 100 dpi & file size should be less than 100 KB.) If you are facing any problem to upload your photo or rejected by the system then we are requested you to resize your photo as per the sample images shown here.



To resize your scanned photo please follow the following steps:

1. Right click on the scanned photo file → Open with → Microsoft Office Picture Manager
2. Then look at the top menus, Click Picture → Resize
3. Now look at the right panel, Select the radio button Custom width x height, And write width = 138px, height = 177px. Then Click OK to complete.
4. If you are not able to do this properly, then you can try the 'Crop' feature for the 'Picture' menu
5. The save the file.

Choose the image file (jpeg format; photo should be within 4.5 x 3.5 cm in size, scanning resolution should be within 100 dpi & file size not more than 100 kb) of your scanned passport size photograph and signature and click the button 'Upload Photo' and 'Upload two Signature' button given below the Box. After you have successfully uploaded the photograph and signature, you will see the following page:

APPLICATION INFO

Application Status

Applicant Detail

Upload Photo And Signature

Educational Detail

Document Upload

College Preference

Preview And Confirm

Back to My Application

PHOTO & SIGNATURE FOR COMMERCE : M.COM.

UPLOADED PHOTO

UPLOADED SIGNATURE

Choose File No file chosen

Choose File No file chosen

Upload Photo

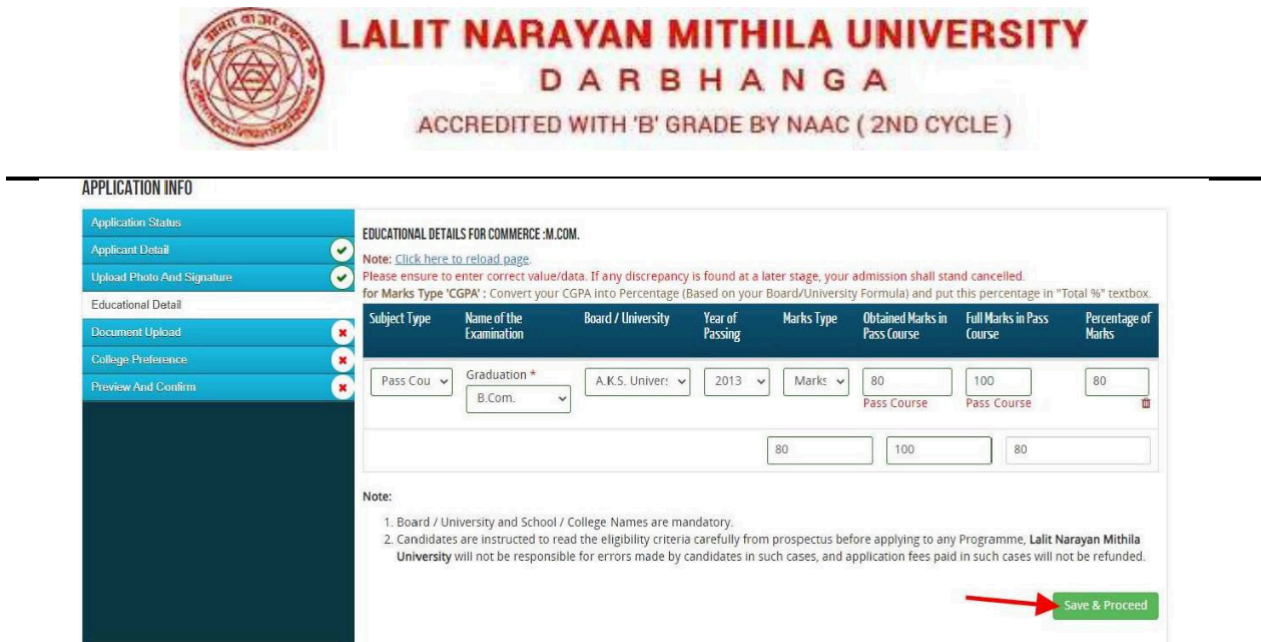
Upload Signature

Save & Proceed

Note: Please upload a clear Photograph and Signature. Signature must be on white background using Black / Blue Pen. You can proceed forward only after uploading your photograph and signature.



After filling up application click the 'Save and Proceed' Button given at the bottom you have filled up all the required fields of the 'Educational Detail', here you add your passed educational details and Click on the 'Save' button.



**LALIT NARAYAN MITHILA UNIVERSITY**  
DARBHANGA  
ACCREDITED WITH 'B' GRADE BY NAAC ( 2ND CYCLE )

**APPLICATION INFO**

Application Status  
Applicant Detail  
Upload Photo And Signature  
Educational Detail  
Document Upload  
College Preference  
Preview And Confirm

**EDUCATIONAL DETAILS FOR COMMERCE-M.COM.**

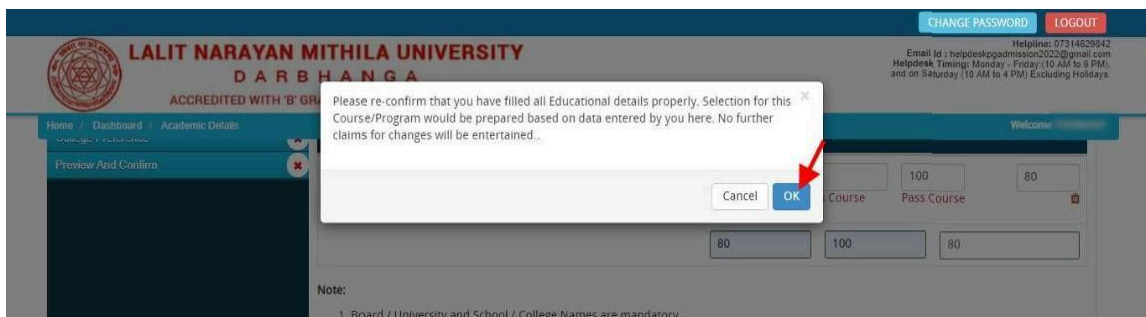
Note: Click here to reload page.  
Please ensure to enter correct value/data. If any discrepancy is found at a later stage, your admission shall stand cancelled.  
for Marks Type 'CGPA' : Convert your CGPA into Percentage (Based on your Board/University Formula) and put this percentage in "Total %" textbox.

Subject Type	Name of the Examination	Board / University	Year of Passing	Marks Type	Obtained Marks in Pass Course	Full Marks in Pass Course	Percentage of Marks
Pass Cou	Graduation *	A.K.S. Univer:	2013	Marks	80	100	80
	B.Com.				Pass Course	Pass Course	
					80	100	80

Note:  
1. Board / University and School / College Names are mandatory.  
2. Candidates are instructed to read the eligibility criteria carefully from prospectus before applying to any Programme, Lalit Narayan Mithila University will not be responsible for errors made by candidates in such cases, and application fees paid in such cases will not be refunded.

**Save & Proceed**

After updating Educational Details, one confirmation popup will open, please confirm the and click OK button.



**LALIT NARAYAN MITHILA UNIVERSITY**  
DARBHANGA  
ACCREDITED WITH 'B' GR

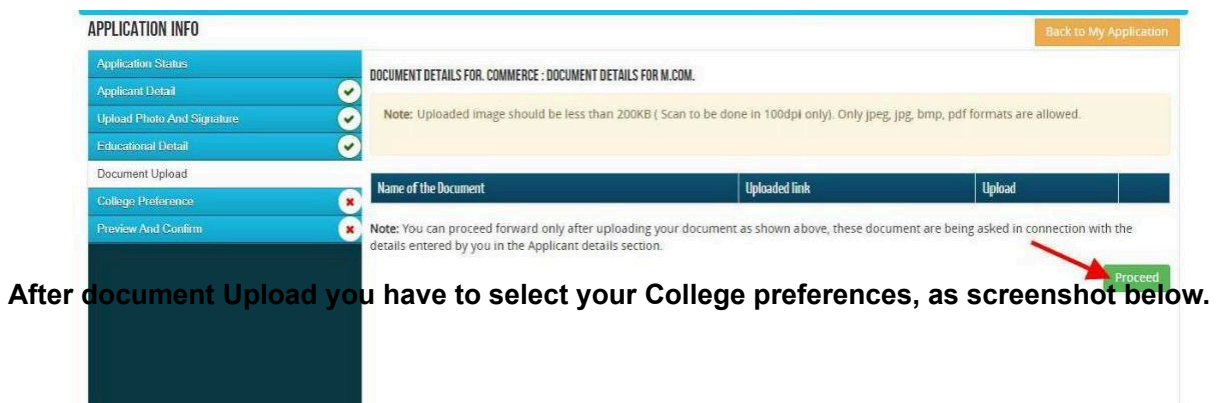
Home / Dashboard / Academic Details  
Preview And Confirm

Please re-confirm that you have filled all Educational details properly. Selection for this Course/Program would be prepared based on data entered by you here. No further claims for changes will be entertained.

Cancel **OK**

Note:  
1. Board / University and School / College Names are mandatory.

Now you have to upload the supporting documents for your Education details. As screenshot below.



**APPLICATION INFO**

Application Status  
Applicant Detail  
Upload Photo And Signature  
Educational Detail  
Document Upload  
College Preference  
Preview And Confirm

**DOCUMENT DETAILS FOR COMMERCE : DOCUMENT DETAILS FOR M.COM.**

Note: Uploaded image should be less than 200KB ( Scan to be done in 100dpi only). Only jpeg, jpg, bmp, pdf formats are allowed.

Name of the Document	Uploaded link	Upload

Note: You can proceed forward only after uploading your document as shown above, these document are being asked in connection with the details entered by you in the Applicant details section.

**Proceed**

After document Upload you have to select your College preferences, as screenshot below.



APPLICATION INFO

Back to My Application

Application Status

Applicant Detail

Upload Photo And Signature

Educational Detail

Document Upload

College Preference

Preview And Confirm

APPLICATION FOR COMMERCE : M.COM.

COLLEGE PREFERENCE

Preference 1:

Preference 2:

Preference 3:


Save & Proceed



# LALIT NARAYAN MITHILA UNIVERSITY D A R B H A N G A

ACCREDITED WITH 'B' GRADE BY NAAC ( 2ND CYCLE )

After final College preferences you form preview page will open, please make sure that your all details are correct, Now check the tick mark on I CONFIRM THE ABOVE at below of this page and click on “Confirm & Submit” button. As screenshot below.



## LALIT NARAYAN MITHILA UNIVERSITY, DARBHANGA

Application for Admission in Post Graduate Programme - 2022



**1. Personal Information:**

Name:		Date of Birth:	28 July 1998
Gender:	Male	Nationality :	Indian
Programme:	M.Com. in Commerce	Divyang:	No
Category :	UNRESERVED	State of Domicile :	Bihar
Do you belong to Special Quota :	No	Do you belong to minority :	No
Father's Name:		Mother's Name:	

**2. Permanent Address:**

Address Line 1:		State:	Madhya Pradesh
PIN Code:			
Alternate Mobile No:			

**3. Communication Address:**

Address Line 1:		State:	Madhya Pradesh
PIN Code:			
Alternate Mobile No:			

**4. Registered Mobile No.** **5. Registered E-mail**

**6. Educational Qualification:**

Subject Type	Bechelor of Degree	Year of Passing	Board/ University	Marks	Percentage
Pass Course	B.Com.	2013	A.K.S. University, Madhya Pradesh	80 / 100	80

**Selected Colleges**


S.No.	College Name	Preferences No.
1	University Department, L.N.M.U. Darbhanga	1
2	C.M. College, Darbhanga	2
3	R.K. College, Madhubani	3

**Declaration/ Undertaking by the Candidate:**

I hereby declare that all statements made in this application are true, complete and correct to the best of my knowledge and belief. I understand that in the event of any information being found false or incorrect at any stage, my candidature for PG Admission is liable to be cancelled.

Date: 10-02-2023

Printed on : 10-02-2023 11:34 AM



(Signature of the candidate)

☒ I CONFIRM THE ABOVE

Confirm & Submit

Go Back

Here all details as you filled will show, If everything is ok then click the button I CONFIRM THE ABOVE& Click 'Confirm & Submit' button.



# LALIT NARAYAN MITHILA UNIVERSITY DARBHANGA

ACCREDITED WITH 'B' GRADE BY NAAC ( 2ND CYCLE )



## LALIT NARAYAN MITHILA UNIVERSITY, DARBHANGA

### Application for Admission in Post Graduate Programme - 2022



#### 1. Personal Information:

Name: [Name] Date of Birth: [Date]  
Gender: Male Nationality: Indian  
Programme: M.Com. in Commerce Divyang: No  
Category: UNRESERVED State of Domicile: Bihar  
Do you belong to Special Quota: No Do you belong to minority: No  
Father's Name: [Name] Mother's Name: [Name]

#### 2. Permanent Address:

Address Line 1: [Address] State: [State]  
PIN Code: [PIN] Alternate Mobile No: [Mobile No]

#### 3. Communication Address:

Address Line 1: [Address] State: [State]  
PIN Code: [PIN] Alternate Mobile No: [Mobile No]

4. Registered Mobile No. [Mobile No] 131971756 5. Registered [Email] mail.com

#### 6. Educational Qualification:

Subject Type	Bechelor of Degree	Year of Passing	Board/ University	Marks	Percentage
Pass Course	B.Com.	2013	A.K.S. University, Madhya Pradesh	80 / 100	80

#### Selected Colleges

S.No.	College Name	Preferences No.
1	University Department, L.N.M.U. Darbhanga	1
2	C.M. College, Darbhanga	2
3	R.K. College, Madhubani	3

#### Declaration/ Undertaking by the Candidate:

I hereby declare that all statements made in this application are true, complete and correct to the best of my knowledge and belief. I understand that in the event of any information being found false or incorrect at any stage, my candidature for PG Admission is liable to be cancelled.

Date: 10-02-2023, Application Last Edited on: 10-02-2023 11:36:53

Printed on : 10-02-2023 11:36 AM

(Signature of the candidate)

After that system will show you the Proceed to Payment button to complete the payment.



## How to pay the Application Fees?

**SELECT APPLICATION(S) FOR PAYMENT.**

Applicant Name :   
Email-ID :   
Mobile No :

LIST OF COMPLETE APPLICATION(S) IS GIVEN BELOW:

APPLICATION ID	Programme Name	Amount	Select Bank	Payment Type
MCOM0310991516	Commerce	Rs 1000	World Line	Online

In case you have already tried to make payment, then press the "Refresh Previous Payment" button and check the "My Application" page for the payment status. If payment ID is not displayed, then please make the payment again.

☐ Credit Card ☒ Debit Card ☐ SBI Net Banking ☐ Other Bank Net Banking

Rates for	Fees
Application Fees	Rs 1000
Service Charges : 2% of the fees	Rs. 20.41
<b>TOTAL:</b>	<b>RS 1020.41</b>

**Step 1:** You will get drop-down for "Payment Type" here you can get ONLINE Payment type. Click here to make payment. On clicking you will see the following screen.

**Step 2:** You can select the applications for which you want to pay the PG-1st Sem. 2025-26 Application Portal Online Fee by clicking 'ONLINE' the check box given in the bottom left for 'Select to Pay'. You have option of paying PG-1st Sem. 2025-26 Online Fees [using Credit Card/Debit Card/ NEFT (Net Banking on SBI)/ NEFT (Net Banking on Others)] through payment gateway available on the Portal [by clicking 'Proceed to Pay'].



# LALIT NARAYAN MITHILA UNIVERSITY DARBHANGA

ACCREDITED WITH 'B' GRADE BY NAAC ( 2ND CYCLE )



## LALIT NARAYAN MITHILA UNIVERSITY DARBHANGA

ACCREDITED WITH 'B' GRADE BY NAAC ( 2ND CYCLE )

[CHANGE PASSWORD](#)

[LOGOUT](#)

Helpline: 07314629842  
Email Id : [helpdeskpgadmission2022@gmail.com](mailto:helpdeskpgadmission2022@gmail.com)  
Helpdesk Timing: Monday - Friday (10 AM to 6 PM),  
and on Saturday (10 AM to 4 PM) Excluding Holidays.

[Home](#) / [Dashboard](#) / [Payment](#)

Welcome

### ONLINE PAYMENT - WORLD LINE.

To proceed with the payment please click on the 'Pay Now Submit Application' button below or in case you want to cancel the payment process then click on the 'Cancel' button. Please note that NO changes in the details furnished by you in the Application form would be possible once you make the payment of Fee.

#### Summary of Candidate :

Name:

Email:

Mobile Number:

#### Summary of the amount and TDR charges :

As per Banking / Payment Gateway rules, you would be also required to pay the online payment charges [TDR] in addition to the Application Fee as per the details given below:

Amount Payable:	Rs. 1000
Payment Charges [TDR]:	Rs. 20.41
Total Amount to be paid:	Rs. 1020.41

[Checkout](#)

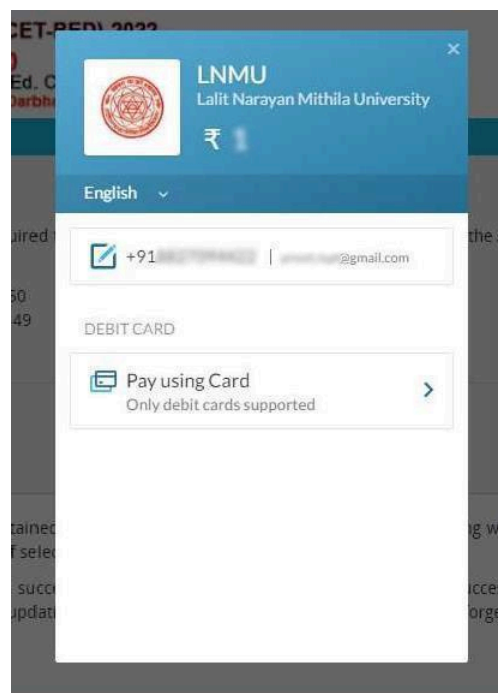
[Cancel](#)

For the best view use Mozilla Firefox , Google Chrome browser

[About Us](#) | [Terms & Conditions](#) | [Privacy Policy](#) | [Refund & Cancellation Policy](#) | [Contact Us](#)

Copyright © 2023. All right reserved.

**Step 3: On clicking 'Proceed to Pay', following screen will appear. Here you can check your summary and payment amount etc. Once you click Pay Now & Submit Application button then system will go for payment to your banking website. After a successful payment you will get Payment Successful message. And your application process is complete.**







# LALIT NARAYAN MITHILA UNIVERSITY DARBHANGA

ACCREDITED WITH 'B' GRADE BY NAAC ( 2ND CYCLE )

After a successful payment you can take the Print of the form and Save for future correspondence.

## 4. Admission to M.Sc. Part-I (First Semester)

4.1 A candidate seeking admission to M.Sc. (Semester System) must be a graduate having passed the Bachelor Degree (B.Sc.) with Honours in the subject concerned or as a subsidiary subject or as a subject in pass course or in an allied subject. Preference will be given to those having passed with the subject as a Hons Subject /Major subject/ Core Course.

4.2 In such subjects where candidates with Honours/ Subsidiary / Pass degree are not available, students having degree in allied subjects may be treated at par as having Honours Degree in the subject. Lists of allied subjects are enclosed as Annexure 1. The Academic Council of the University on the recommendation of its equivalence committee shall modify the lists of allied subject/subjects whenever needs arise.

4.3 Admission to M.Sc. Part-I (First Semester), shall be made in order of merit. The merit list shall be prepared on the basis of marks obtained by the applicant in the Bachelor Degree Course or through Entrance test.

In case of Entrance Test it will be organised by the University to be named as 'Name of the respective University' - Postgraduate Entrance Test in the Faculty of Humanities abbreviated as : PET/H. The merit list shall be prepared on the basis of marks obtained by the applicant in the PET/H to be organised by the respective University.

## 5. Eligibility Criteria

5.1. The eligibility criterion for applying for admission in M.Sc. are as follows:-

(i) Passed the Bachelor degree(B.Sc.) with 45% marks in respective Honours subject/major subject/ core course

or

(ii) Passed the Bachelor degree with 55% marks in Subsidiary/Pass course/Allied subject.

5.2 Admission to M.Sc. course will be taken on the basis of marks in the Bachelor Degree course or performance in PET/H.

*For Entry by*  
*For Entry by*  
*5-4-18*



**LALIT NARAYAN MITHILA UNIVERSITY**  
**DARBHANGA**

ACCREDITED WITH 'B' GRADE BY NAAC (2ND CYCLE)

378

**List of Allied subjects:**

Main Subjects	Allied Subjects
Physics	<p>Group A - B. Tech. / B.E. in Electronics / Electrical &amp; Electronics / Electronics &amp; Communication Engineering / Electronics and Instrumentation / Computer Science / Information and Communication Technology / Material Science / Nano Science / Nano Technology / Energy Studies.</p> <p>Group B - B.Sc. Hons. in Mathematics with Physics as a subsidiary subject, B.Sc. Hons. in Chemistry with Physics and Mathematics as a subsidiary subject, B.Sc. Hons. in Geology with Physics and Mathematics as subsidiary subjects, B.Sc. Hons. in Electronics with Mathematics as subsidiary subject, B.Sc. Hons. in Statistics with Physics and Mathematics as subsidiary subject, B.Sc. Hons. in Computer Science with Physics, and Mathematics as subsidiary subject, Three year degree course after 10+2 with Physics and Mathematics.</p> <p>Group C - B.Sc. in Applied Physics with Mathematics / B.Sc. in Energy Studies with Mathematics / B.Sc. in Material Science with Mathematics / B.Sc. in Nano Science with Mathematics.</p>
Botany	B.Sc. / B.Tech. in Biotechnology / Environmental Science / Micro Biology / Life Sciences / Bio-Chemistry
Zoology	B.Sc. / B.Tech. in Biotechnology / Environmental Science / Micro Biology / Life Sciences / Bio-Chemistry

*Hechawh*

*5.4.18*